

Selecting the handgun that is right for you

What to Buy? That is the question

Ask yourself these questions?

1. What will you do with this gun?

- Concealed Carry
- Target Practice
- Both

2. What are your physical abilities or limitations?

- Hand, finger and upper body strength have an affect on the gun you select.
- Can you pull a 10 to 15 lb double action revolver trigger pull?
- Can you manually operate the slide on a semi auto?
- Can you control the recoil of the shot?
- Can you hold the gun at arms length?

3. Which gun best fits your hands?

The fit between the pistol and the hand affect how well you shoot. Because accuracy relies heavily on trigger control it is best if the trigger finger places properly on the trigger when the pistols backstrap is centered in the web of the hand

4. How much time will you commit to mastering the handgun?

A revolver is simple and easy to operate, therefore requiring less skill and time to master the weapon.

A pistol (semi-auto) requires more time to learn to operate, load and unload. While quality semi autos are very reliable, the shooter should know how to deal with potential semi auto operational problems, such as fail to fire, double feed, stove piping, failure to eject and failure to feed.

All semi autos require that you proof fire the ammunition you will carry for self defense to verify the operational reliability of the ammunition.

5. How will you carry the handgun?

- Fanny Pack
- Holster
- Belly Band
- Other
- Combination of all above

Some considerations for selecting a concealed carry handgun are:

- Size of handgun
- Caliber
- Weight
- Sights
- Barrel length
- Grip size
- Recoil control
- Ammunition capacity
- Dependability of handgun and carry gear
- **Concealability** - The firearm must be concealed in order to carry it legally.
- **Shootability** - You must be able to operate the firearm, understand its function, and manage the recoil.
- **Availability** – can you access it when you need it?
- **Securing the handgun** from accidentally dropping it or being disarmed.
- The handgun must be secured in some type of holster or concealed carry device
- **Shooting Skill** to save your life
- **Knock down power** - The firearm must have adequate power to stop an assailant from carrying out an attack against you.
- Double action trigger
- **Select a firearm** you are comfortable with.
- Understand how it functions.
- **Make sure** it meets your needs.
- Be sure it is a quality, dependable handgun
- Use appropriate ammunition

Your Goal: Access a secure, concealed handgun and fire accurate shots that stop the attacker.

This requires the selection of the proper concealed carry device

- The proper handgun
- Safe practice with your equipment
- Know your limitations

Pros and cons are:

Remember you have to be able to control the handgun and make consistent shot placements on the target.

- **Barrel length, weight and the ability to grip have a big effect on recoil control and shooting consistency.**
- Handguns with small grips are harder to hold onto and control
- The heavy and larger gun may be harder to conceal
- The heavy and larger gun is easier to shoot
- A small light handgun in a large caliber is harder to control than a larger handgun in the same caliber.
- Fanny packs allow the carry of larger handguns, but may restrict the carry of the handgun in other locations.

Best Semi-Auto

- Double Action Only
- Double Action with a de-cocker (with or without a manual safety)

What is the most dependable handgun for you? Revolver or Semi Auto

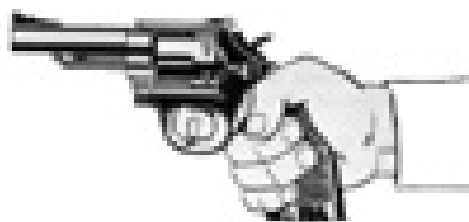
Answer: The one you can bet your life on!!

The revolver is generally the best handgun for the casual carry person.

How to fit the gun to your hand



Hold the handgun as shown to the left. Your finger should be placed on the trigger as shown below.



See Below- The trigger finger should be able to reach the trigger as shown below. The fit between the pistol and the hand affect how well you shoot. Because accuracy relies heavily on trigger control it is best if trigger finger can be placed on the trigger as shown below when the pistols backstrap is centered in the web of the hand.


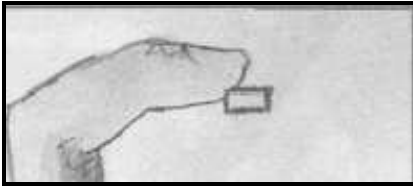


Figure 1

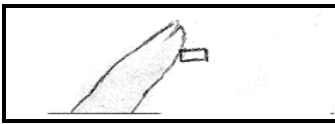
Figure 2

See above

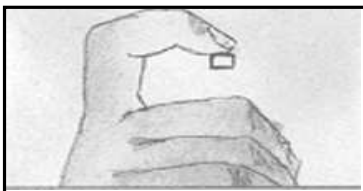
When the trigger finger is moved correctly (Figure 1) the movement occurs at the first joint and the direction of movement is almost parallel to the bore axis. With incorrect movement of the trigger finger (Figure 2) several muscles and finger joints are moved. Pressure is applied to the side of the trigger.



In this example above the finger is in contact with the edge of the trigger, which will result in lateral and inconsistent pressure.



Lateral pressure on the trigger produces pulled shots.



Using the tip of the finger can lead to lateral pressure on the trigger, which throws off the shot.

Revolvers



Smith and Wesson Model 642 Airweight

- 38 special
- 5 shot
- Lightweight
- Easy to carry
- Small Grip
- Short Barrel

Main use: Concealed Carry, not a true target gun.
Recessed rear sights and low profile front sight

Below

With this type handgun recoil and grip can be an issue. Recoil control can be improved by using a lighter bullet Such as Federal Hydra-shok 110 grain Person Self Defense Round and larger rubber grips. (This is the gun that I carry)



I carry this in my under the shirt concealed shoulder holster
Excellent light concealed carry

BELOW

Smith and Wesson Model 649

Becomes more controllable by switching to Pachmayr rubber grips



Without Rubber Grips



With Rubber Grips



**Carry 5 rounds in a speed loader
for quick and easy loading**



Add a laser and you have a small handgun that you can really shoot and hit your target



Add a under the shirt shoulder holster and conceal the gun



Ruger SP101

.357 Magnum

5 shot

2 inch Revolver

Recessed rear sight

Low profile front sight

Concealed Carry gun

Double action trigger pull only

Heavier than S&W 442, but when using .38 special rounds it is easier to control recoil than 442 above.



Ruger

- GP 100
- .357 Magnum
- 6 Rounds
- 4 " barrel
- Double and single action trigger

Raised front sight and adjustable rear sight is good Target and Concealed Carry handgun.

If carried concealed gun would most likely be carried in holster or fanny pack due to its size and weight.

Consideration Summary:

The handgun has to fit you hand

You need to be able to pull the trigger

You need to be able to manage the recoil to make consistent shot placement

Semi autos



Kel Tec

Tip: Learn to read the Technical specifications on the manufactures web site:

TECHNICAL SPECIFICATIONS

Calibers :	.380 AUTO
Weight unloaded lbs. :	8.3 oz.
Loaded magazine :	2.8 oz.
Length :	5.2"
Height :	3.5"
Width :	.77"
Sight radius :	3.8"
Muzzle Energy Max :	250 ft lbs
Capacity :	6 + 1 rounds
Trigger Pull :	5lbs

Concealed Carry Semi Auto

The Springfield XD

The spring field XD comes in 3 sizes

5 inch tactical

Barrel: 5.01"

Size: 31 ozs., 8" overall length



4 inch service model

Barrel 4.05"

Size: 25 ozs., 7" overall length



3 inch subcompact

Barrel 3.01",

Size: 20.5 ozs., 6.26" overall length



I have this one and it is a very good handgun!!!

I carry it in a holster or fanny pack

Springfield XD

Caliber: .40 S&W

Capacity: 12+1 *

Barrel: 4.05"

Sights: Dovetail front & rear (steel)

Size: .40 S&W: 27 ozs., 7" overall length

Trigger Pull: 5.5 to 7.7 lbs. Ultra Safety Assurance (USA™) action trigger system

Springfield Action

- Striker fired double action only.
- All trigger pulls same strength.
- No lever safety (has trigger safety same as Glock)
- No de-cocker
- Target and concealed carry

Glocks



Glock

Full size

- Glock 17 9MM**
- Glock 22 40SW**
- Glock 31 357 SIG**
- Glock 20 10MM**
- Glock 21 45 ACP**
- Glock 37 45 GAP**

Overall Length	7.32" 186 mm
Height (Including Mag)	5.43" 138 mm
Width	1.18" 30 mm
Length Between Sights	6.49" 165 mm
Barrel Length	4.49" 114 mm



Compact

Glock 19 9MM

Glock 23 40SW

Glock 32 357 SIG

Glock 29 10MM

Glock 30 45 ACP

Glock 38 45 GAP

Overall Length

6.85" | 174 mm

Height (Including Mag)

5.00" | 127 mm

Width

1.18" | 30 mm

Length Between Sights

6.02" | 153 mm

Barrel Length

4.02" | 102 mm



Sub Compact

Glock 26 9MM

Glock 27 40SW

Glock 33 357 SIG

Glock 36 45 ACP

Glock 39 45 GAP

Overall Length	6.29" 160 mm
Height (Including Mag)	4.17" 106 mm
Width	1.18" 30 mm
Length Between Sights	5.67" 144 mm
Barrel Length	3.46" 88 mm

Glock Claibers

- 9mm
- .40
- .45
- .357
- .380

Trigger Action

- Double action
 - Striker fired
 - No de-cocker
 - Trigger safety
 - Same trigger and safety system as "Springfield XD"
-

Sig Saur P- 239



I have one of these and it is a very good gun!!!

I carry this one in a holster or fanny pack

Trigger Action

- First shot double action, others single action
- Decocker
- Hammer and firing pin system
- 8 round magazine

Target and Concealed carry

Semi auto considerations

- You must be able to manual operate the slide
- The handgun must fit you hand
- Trigger pull
- Know the type of handgun trigger mechanisms
- What type of “safety devise” are on the gun

Summary

- There are many quality handguns on the market.
- Revolvers are simpler to operate and less prone to operating malfunctions
- Be sure you know how your handgun operates
- If you have a semi auto you should know how to clear operating malfunctions caused by the gun or ammunition
- **Keep it simple and easy to operate for you.**
- Select the proper canceled carry device(s)
- Practice with the equipment you intend to use for self defense. **(using all appropriate safety considerations)**

Handguns come in many sizes and calibers. Pick one that’s meets “your needs” and practice with your equipment.

The Language of Handguns

Firearms, like many products, are mechanical and have their own terminology and jargon. We offer this alphabetized glossary of terms to help you get started.

Cocked: A gun is cocked when the hammer is pulled back and set under spring tension. Most guns discharge when the trigger is released and the weight of the spring power slams the hammer forward and consequently the firing pin strikes the ammunition. Depending on the gun's design, the hammer may be cocked manually (with one's thumb) for a light, short trigger pull; by pressing the double-action trigger (called trigger cocking) for a longer, heavier trigger pull or by the action of a semi-automatic pistol's slide (when its rearward movement cocks the hammer.)

Decock: Lowering the cocked hammer on a loaded chamber without discharging the gun, usually accomplished on semi-autos by pressing a decocking lever. (Though riskier, some semi-automatics and all revolvers are de-cocked manually, by simultaneously pressing the trigger while easing the hammer down with one's fingers.)

Double-Action-Only (DAO): A revolver or semi-automatic pistol which only fires through trigger cocking (double action); never from a cocked hammer (single action). Semi-auto Dao's mechanically lower the hammer after each shot. DAO revolvers are set up to eliminate the option of single-action firing altogether.

Double-Action Revolver: A revolver that can be discharged two ways: first, by simply pulling the trigger, which cocks, then releases the hammer; second, by manually thumb-cocking the hammer then pressing the trigger. Double-action revolvers differ from cowboy-style single-action revolvers, which must be thumb-cocked for every shot.

Double Action (Semi-Automatic): A hybrid pistol that can be initially discharged through trigger cocking; in all subsequent shots, the slide's movement cocks the hammer for single-action operation

Manual safety or thumb safety: Usually a lever mounted toward the rear of the slide, or the frame below the slide, designed to prevent discharge, even if the trigger is pressed. This is mechanically accomplished by blocking the trigger, hammer or firing pin.

Semi-automatic pistol: A hand-gun fed by a magazine and de-signed to discharge one cartridge with each trigger pull. When fired, force from the discharge drives the slide back, ejecting the empty case; when the slide returns, it moves one cartridge from the magazine into the chamber. Sometimes called "autos" or "autoloaders," because the ammunition is fed from the magazine into the chamber automatically.

Single Action (Semi-Automatic): A pistol that will only fire if the hammer is cocked, either manually or by the gun's firing cycle. Most common example is the 1911 Government Model. Striker-fired: Semi-auto pistol where the hammer and firing pin are replaced with a spring-tensioned punch. The trigger releases the striker to impact the cartridge's primer. Some designs place partial spring pressure on the striker, but obstruct it with an internal block to prevent discharge without pressure on the trigger.

Striker-fired: Semi-auto pistol where the hammer and firing pin are replaced with a spring-tensioned punch. The trigger releases the striker to impact the cartridge's primer. Some designs place partial spring pressure on the striker, but obstruct it with an internal block to prevent discharge without pressure on the trigger.

Concealed Carry Considerations

Goal: Access a secure, concealed handgun and fire accurate shots that stop the attacker.

1. This requires the selection of the proper concealed carry device
2. The proper handgun
3. **Safe practice** with your equipment
4. Know your limitations!!

What is the most dependable for you? Revolver or Semi Auto

Answer: The one you can bet your life on!!



Above

Fanny Pack

Secure concealed carry

Accessible: Always on the outside of what you are wearing

Carry small or large handguns





Deep concealment Shoulder Holster

Paddle Holster

Local Gun Shops

Safes Unlimited

3361 Orchard Lk. Rd.
Keego harbor, Mi. 48320

- Specializing in Concealed carry handguns and Safes

Bass Pro Shop

Great Lakes Crossing Mall
4500 Baldwin Road
Auburn Hills, MI 48326
Phone: 248-209-4200

- New Handguns
- Shooting Range
- CCW Classes

Shooters Service LTD.

29419 W. Six Mile Rd.
Livonia, Mi. 48152
734-525-1130

- New and Used handguns
- Gun repair

http://www.shootersservice.com/mail_order.htm

White's Gun Shop

7216 Cooley Lake Rd
Waterford, MI 48327
(248) 363-8381

- New and used handguns
- Gun repair

Northwest Gun & Ammo Supply

26249 Grand River Ave
Redford, MI 48240
(313) 534-8596

Michi-Gun

31516 Harper
Saint Clair Shores, MI 48082
(586) 296-2360

- Quality New & Used Firearms
- We Buy, Sell, Trade

Double Action Range

32411 Dequinder Rd.
Madison Heights, Mi.
248-588-4488

- New and used Guns
- Indoor shooting Range for handgun range for handgun, rifle and shotgun

Target Sports

30482 Woodward
Royal Oak, Michigan
248-549-2122
Indoor range
New and used Gun sales

Jerry's Gun Shop

311 W. University Dr.
Rochester, Michigan
248-652-0828

- New and used guns
- Gun repair

Williams Gun and Outfitters

7389 E Lapeer Rd
Davison, Michigan
810-653-2131

- New and used guns
- Gun repair

Gander Mountain

2230 Mall Dr. E.
Waterford Mi.
248-738-9600
New handguns

Guns Galore

1414 N. Leroy St.
Fenton, Mi. 48430
810-629-5325

Handgun Manufacturers

Beretta USA

17601 Indian Head Hwy Accokeek, MD 20607 (800) 797-2205 www.berettausa.com
Colt's Mfg. Co., LLC
P. O. Box 1868
Hartford, CT 06144 (800) 962-COLT
www.colt.com

CZ-USA

3327 N. 7th St.
Kansas City, KS 66115
(800) 955-4486
www.cz-usa.com

Detonics USA

115 Enterprise Dr., Ste. B
Pendergrass, GA 30567
(866) 759-1169
www.detonicsusa.com

Glock, Inc.

6000 Highlands Pkwy.
Smyrna, GA 30082
(770) 432-1202
www.glock.com

Heckler & Koch

21480 Pacific Blvd.
Sterling, VA 20166
(703) 450-1900
www.hk-usa.com

Kahr Arms

1 Blue Hill Plaza
P.O. Box 1518
Pearl River, NY 10965
(845) 735-4500
www.Kahr.com

Kel-Tec CNC Ind., Inc.

P. O. Box 236009
Cocoa, FL 32923
(321) 631-0068
www.kel-tec.com

Kimber Mfg., Inc.

1 Lawton St.
Yonkers, NY 10705 (406) 758-2222
www.kimberamerica.com

North American Arms, Inc.

2150 South 950
East, Provo, UT 84606
(800) 821-5783
www.northamericanarms.com

Para-Ordnance Mfg. Inc.

980 Tapscott Road
Scarborough, ON, Canada M1X1C3
(416) 297-7855
www.paraord.com

SIGARMS

18 Industrial Drive
Exeter, NH 03833
(603) 772-2302
www.sigarms.com

Smith & Wesson

2100 Roosevelt Ave.
Springfield, MA 01104
(800) 331-0852
www.smith-wesson.com

Springfield Armory

420 W. Main
Geneseo, IL 61254
(800) 680-6866
www.springfieldarmory.com

Sturm, Ruger & Co., Inc.

200 Ruger Road
Prescott, AZ 86301
(928) 541-8820
www.ruger.com

Taurus International

16175 NW 49th Ave. Miami, FL 33014
(800) 327-3776
www.taurususa.com

Walther

2100 Roosevelt Ave.
Springfield, MA 01104
(800) 372-6454
www.waltheramerica.com

Ammunition Manufacturers

<http://www.federalcartridge.com/default.asp?menu=1&s1=7>

<http://www.winchester.com/>

<http://www.remington.com/products/ammunition/>

“Try it before you buy it” Seminar

Learn how to select a handgun to meet your needs

Information and test shooting seminar

Make an informed decision on how to purchase your next handgun!!

“Classroom and live fire”

You will have the opportunity to test fire various semi autos and revolvers

Seminar course: 4.0 hours

2 hours classroom

2 hours range time

Course fee: \$50.00

(Plus ammunition)

How to select a handgun to meet your needs:

Learn----

- About semi auto handguns, how they operate and the different type of trigger systems and safety devices.
- About revolvers, large and small
- About how the type of ammunition you purchase can affect the safe operation of the handgun.

Don't make the mistake and purchase a \$500.00 handgun you can't shoot.

See our web site or call for the schedule

www.handgun-shotguntraining.com

Phone: 248-844-8274
E mail: protectsystems@sbcglobal.net